



2020 CFISD Livestock Show

Wednesday, February 5th

- Transporting your animal to the show is your responsibility.
- Work together; make a plan.
 - Swine should be in a trailer
 - Goats & lambs may borrow our crate to put in someone's truck



What do I bring with me ??

Everyone - Official Dress on the day you show.

If you need to borrow a FFA jacket you must tell your Ag. Teacher ASAP.

- Homework you have from missing school for show
- Safety Pins

Poultry - Half Cups or half water bottles

- Bring feed in daily portions


Market Rabbits - Feeders

- Waterers
- Wire to hang them with



What do I bring with me ??

Swine - Hog wire to hang feeder on

- Feeder
 - Pipe Waterer
 - Bring your feed in daily portions.
 - Show day - shampoo
 - Towel to dry with
 - Whip
 - Brush
 - Water Sprayer
 - Zip ties
- 


What do I bring with me??

Goat/Lamb - hog wire to hang feeder on
Water bucket
Towel
Shampoo - the day of show
Halter- for washing
Show chain
Brush
Daily portion of feed and hay
Muzzle
Blanker



What do I need to bring with me?

Steers/ Heifers - Towels/shammee to dry

- Hay bag
 - Water bucket
 - Feeder
 - Wire to hang with
 - Neck tie, to tie calf up at night
 - Halter
 - Show Halter
 - Show Stick
 - Manure Fork
 - Comb for switch
 - Brush for body
- 

Things you may **NOT** bring with you to the show.

Lawn chairs

Ice chest

All of your animal food at once

Show box

Fans

Trim chutes



Wednesday, February 5th

3:30 PM - Barn opens for check in (lambs, goats, swine, market rabbits steers, heifers, steers, Ag. Mech., Horticulture)

***If you have more than one project to check in you may have your parents check in your projects.

***You must bring your presale and donation forms with you.

8:00 PM - All projects must be checked in. Barn closes at 9 PM.

****Horticulture and Ag. Mechanics projects that are selling must set a beginning bid at check in.

Rules for students during show:

- Students may not exit the exhibit center between the times of 7:20 AM - 2:40 PM (school hours)
- Student must follow the school's code of conduct. A student and their project can be and will be removed from the show for any misconduct such as: disrespect, profanity, use of tobacco products, insubordination, excessive horseplay, etc.
- When student are not in show official dress, students must still be in dress code.



Students with the following projects will be on the field trip list for Thursday, February 6th

- Swine
- Ag. Mechanics
- Horticulture
- Goat
- Lamb
- Poultry
- Steer
- Heifer



Thursday, February 6th

6 AM - Barn opens

- Poultry Check-in begins

7:20 AM - Every student on the field trip list must check in with an Ag. Teacher or be counted absent.

7:30 AM - All poultry must be checked in

8 AM - Broiler show, followed by Turkey Show

-Judging of Ag. Mechanics and Horticulture projects

*******Parents of students showing poultry must stay until the all clear is given
for drug testing.*****

Thursday, February 6th

All **Ag. Mechanics and Horticulture Projects** may be removed at the conclusion of judging **if they are not being sold**, with the exception of the Grand and Reserve Grand Champions who stay on display until after the sale Saturday.



Thursday, February 6th

10 AM - Goat Show

*******Parents of students showing goats must stay until the all clear is given for drug testing.**

1 PM - Lamb show

*******Parents of students showing lambs must stay until the all clear is given for drug testing.**

2:40 PM - Students may leave the Exhibit Center

3 PM - Steer Show, followed by Heifer Show

*******Parents of students showing steers and heifers must stay until the all clear is given for drug testing.**

*****1 hour after conclusion of the heifer show the barns close.



Students with the following projects will be on the field trip list for Friday, February 7th

- Swine
- Breeding Rabbit
- Market Rabbits
- Heifer
- Steer
- Goat
- Lamb
- Poultry



Friday, February 7th

6 AM - Barn Opens

- Breeding Rabbit check-in begins

7:20 AM - Every student on the field trip list must check in with an Ag. Teacher or be counted absent.

7:30 AM - All rabbits must be checked in or in process of being checked in by this time

8 AM - Market Rabbit Show, followed by the Breeding Rabbit Show

*******Parents of students showing Rabbits must stay until the all clear is given for drug testing.**



Friday, February 7th

1 PM - Swine Show

*******Parents of students showing pigs must stay until the all clear is given for drug testing.**

2:40 PM - Students may leave the exhibit center if not showing.

*******Barn will close 30 minutes after the conclusion of the swine show.*******



Saturday, February 8th

7 AM - Barn opens

9 AM - Mandatory Sale meeting for all students with a selling project.
(excludes only breeding animals). **If student does not attend this meeting they will be fined \$75.00**

10 AM - Pre-sale ends, students must notify freezer sale table they have a buyer **BEFORE** this time or the animal will be on the list of projects to sell. It is the student's responsibility to sell their project.

*****If you get a buyer after this time, you must check with the freezer sale table to make sure your animal is not already sold.**

Saturday, February 8th

1 PM - Premium Sale (auction)

4 PM - Ag. Mechanics and Horticulture Silent Auction close

*******It is the student's responsibility to deliver the project to the buyer.**

→ (poultry, market rabbits, horticulture, ag mechanics)

All student must be present to load their own animals, except for swine.

8 PM - Barn closes and all projects will be loaded on trailer or removed from the exhibit center.




Animal Removal

- Market animals and horticulture projects may not be removed from the barn on Thursday or Friday without a release form.
- You will need to notify your Ag. Teacher if you need a release form.
- No animals may be removed on Saturday except to buyers!



After show items to complete.

- Broilers, Turkeys, and Rabbits must be processed within 7 days of the show. They must then be delivered to the buyer within 21 days. You must bring proof to your Ag. Teacher they were delivered, i.e. an email, signed business card, etc.
 - Ag. Mechanics and Horticulture Projects must be delivered within 2 weeks of the show. You must bring proof to your Ag. Teacher they were delivered, i.e. an email, signed business card, etc.
- 

After show items to complete by March 5th

Students who make **premium sale (auction)** will receive a picture, which they will then deliver to their buyer. Students must bring proof to your Ag. Teacher they were delivered, i.e. an email, signed business card, etc.

All students who sell any project at the CFISD show will have to complete and turn in the following item to their Ag. Teacher:

- Thank you notes to buyer and all who donated, on an official CFISD LSA note card, address, and with a stamp. Students will be asked to write a rough draft of the note before receiving the official note card.

After show items to complete by March 5th

All students who sell any project at the CFISD show will have to complete and turn in the following item to their Ag.Teacher:

- Completed record book, print and turn in the complete report.
 - Record book website is www.theaet.com
 - Your student should know their log in
 - Example: Name - Roni Sadler
 - Username - RSadler
 - Password should be the same, unless student has changed it.

Questions??

